

120V LS2 Series E26 Commercial Grade Light String



AMERICAN LIGHTING
BRIGHT IDEAS • INNOVATIVE SOLUTIONS

PROJECT:	TYPE:
LOCATION:	CAT:



Lamps Sold Separately



Black

Description

Use Commercial Grade Light String for decorative, event oriented, or festive lighting applications.

Features

- cETLus Listed 14AWG SJTW 2-wire light string in 48ft interconnectable kits with 120V plug and socket (interconnectable male/female ends)
- Formulated PVC sockets form a tight seal around bulbs to preclude the entrance of water and moisture
- Non-suspended socket has two mounting ears built into the base
- Use with E26 base Long Life Incandescent Lamps or Pro Decorative Lamps (sold separately)

Mounting

For spans up to 20 feet, use eye bolts and plastic ties to anchor ends. For spans longer than 20 feet, use catenary cable (sold separately) with plastic ties at each socket.

Applications

Patios, overhangs, outdoor living areas, tents for weddings or festivals, event lighting



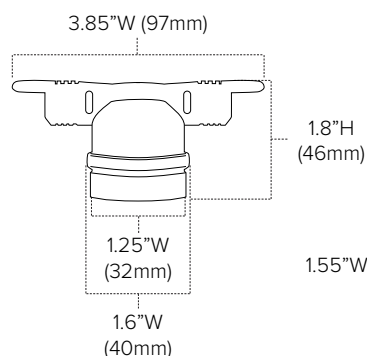
Technical Information

Series	LS2-M-24-48-BK &	LS2-MS-24-48-BK
Length	48ft	
Socket Type	Non-suspended E26 Base	Suspended E26 Base
Socket Spacing	24"	
Total Sockets	24	
Wire Color	Black	
Wire Type	14AWG SJTW 2-wire with 120V plug and socket (interconnectable male/female ends)	
Voltage	120V AC, 60Hz	
Max Watts Per Socket	25 watts max per socket	
Max Run	Interconnectable up to 1200 watts	
Cuttability	See warnings below* **	
Rating	cETLus Listed; Indoor/Outdoor; Suitable for year-round use*; IP64**	
Rated Life	Varies by lamp used	

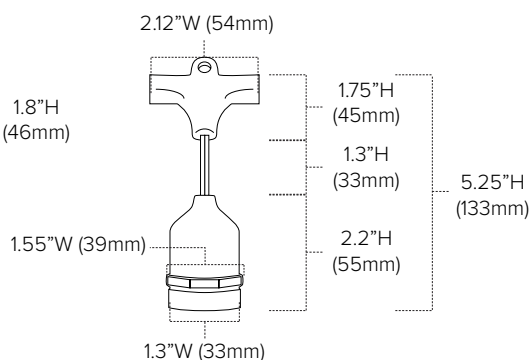
* LS2 interconnect-able kits are cETLus Listed for wet location use, however safety rating is void if product is cut. Not intended for installation in ceilings, soffits, cabinets or other enclosed spaces.

**For non-cut cETLus Listed LS2 product, interconnected strings must be properly sealed and strain relief protected with electrical tape at each connection point. For non-rated LS product, any cut ends must be sealed with LS-M/MS-END and/or electrical tape (ensure proper seal to preclude entrance of water). Keep lamps at least 4.9m/16ft away from pools and spas.

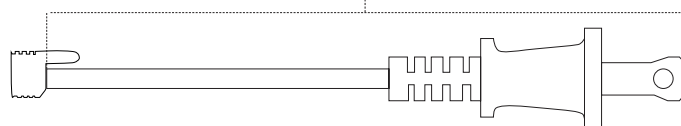
LS2-M Socket Dimensions



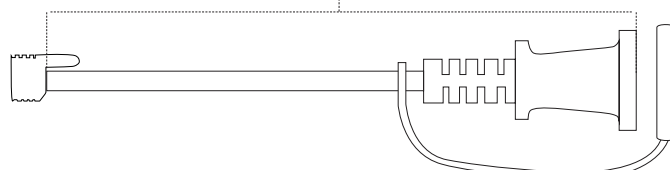
LS2-MS Socket Dimensions



LS2 Lead Wire: 16"L (405mm)



LS2 Tail Wire: 12"L (305mm)



Ordering Information

120V LS2 Series 48ft Interconnectable sets

PRODUCT

LS2

MODEL

M = E26 Non-Susp. Base

MS = E26 Susp. Base

Socket Spacing

24

24 = 24 inches

Length

48

48 = 48 feet

Length






BK

BK = Black

120V LS2 Series 48ft Interconnectable Sets Include:

(1) 48ft length of LS2 series commercial grade light string with 120V plug and socket (interconnectable male/female ends)

Accessories

Image	Item	Description
	Compatible Lamps	Pro Decorative Series: PS14-E26, PA15-E26, PG50-E26, PG45-E26, and PG40-E26 Standard LED Series: S14-LED Long Life Incandescent B-Series: B7.5S11 and B11S14
	LS-CABLE-60	60ft Catenary Cable Kit Includes: (1) 60ft length of 1/8" diameter catenary/guide cable for light string installation, (2) Heavy duty cable locks, and (1) Cable release key
	LS-CABLE-110	110ft Catenary Cable Kit Includes: (1) 110ft length of 1/8" diameter catenary/guide cable for light string installation, (2) Heavy duty cable locks, and (1) Cable release key
	LS-CABLE-500	500ft Catenary Cable Bulk Reel Includes: (1) 500ft length of 1/8" diameter catenary/guide cable for light string installation
	LS-LOCK-4	(4) Heavy duty cable locks for 1/8" catenary cable; Support loads up to 330lbs; Includes cable release key
	LS-TT	Tensioning Tool; use to eliminate sag from catenary cable. Never tighten cable before load is attached; Never over-tighten cable

Additional Information

SUSPENDING LIGHT STRINGS:

Light sockets must be suspended so that bulbs are facing down only. DO NOT MOUNT THE LIGHT STRINGS WITH SOCKETS FACING UPWARD!

1. Light string must be securely attached to a support structure at each end of each span. The maximum unsupported span distance for 48' Cord & Plug Light String is 20 feet (10 sockets).

2. Secure light string to supporting hardware (eyebolts, brackets, etc., not provided) using cable ties (not included). See Figure 1.

3. Cover the unused female receptacle at the last light string with attached end cap and electrical tape to preclude the entrance of water.

4. For spans exceeding 20 feet, use properly rated cable support system and cable ties (neither are provided with the light string) and follow local codes for suspended cables and loads. See www.americanlighting.com for steel cable support systems, if needed.

